



# Spatial Mic Dante Firmware Update Guide

Ver. 1.0

## Overview

This guide covers the steps to update Spatial Mic Dante's firmware using the MicNet Control application. Spatial Mic Dante ships with the latest version of the firmware preinstalled, however it is best to confirm the firmware version on your microphone is up to date for access to the latest features.

To check the current version of firmware on your microphone, open MicNet Control and select the connected Spatial Mic Dante from the device list on the left column. Then, click on the **INFO** button in the top bar next to the network status. In the window that pops up your firmware version will be listed.



# Update Instructions

## Step 1

Download the latest firmware from the Voyage Audio website [firmware page](#). Unzip the downloaded firmware file and save the contents in a convenient folder for use in step 5 below.

## Step 2

Download and install the latest version of the MicNet Control application from the Voyage Audio website [downloads page](#).

## Step 3

Connect your Spatial Mic Dante and your computer to the same Dante Audio Network. We recommend having only one Spatial Mic Dante connected to the network during the update process to limit network traffic. Open the MicNet Control application on your computer.

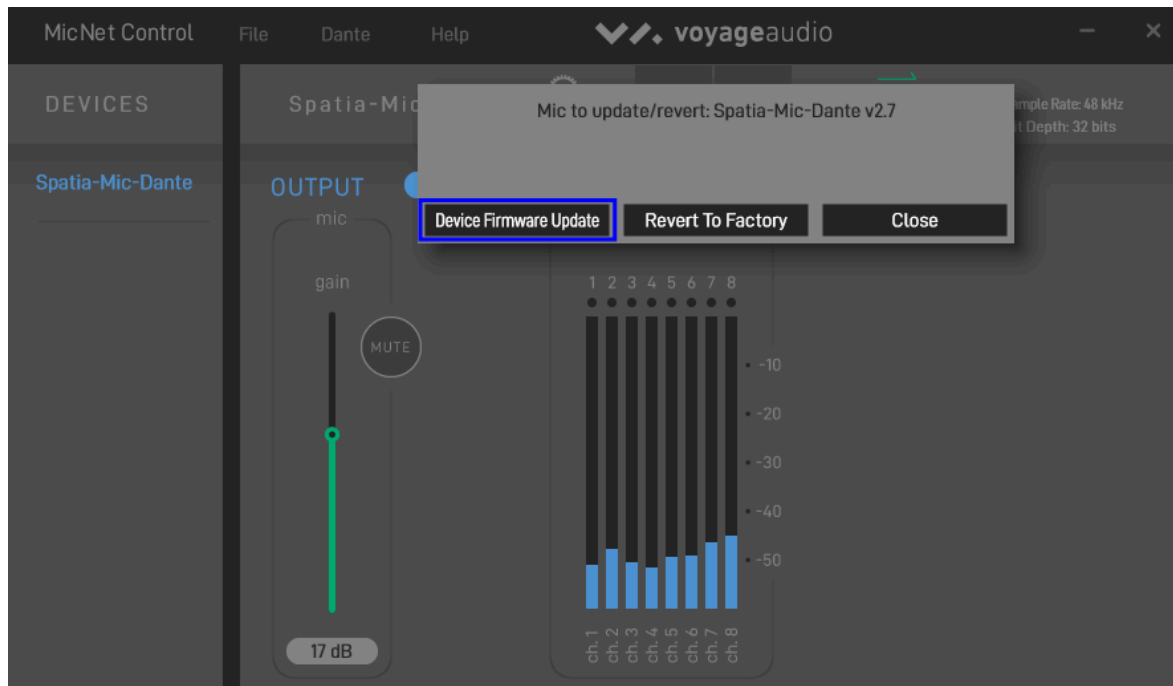
## Step 4

Select your Spatial Mic Dante from the device list on the left column and go to File > Update Device Firmware. Or use quick command shift+D

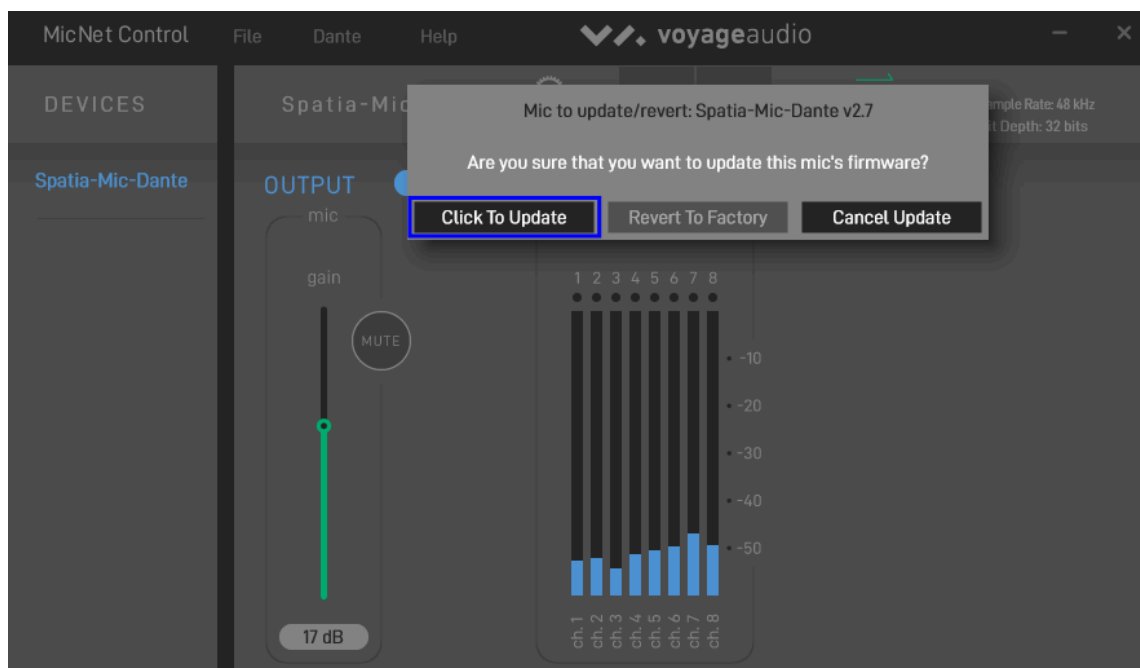


### Step 5

In the popup window click on the **Device Firmware Update** button and select the firmware .bin file downloaded and unzipped in step 1 above.

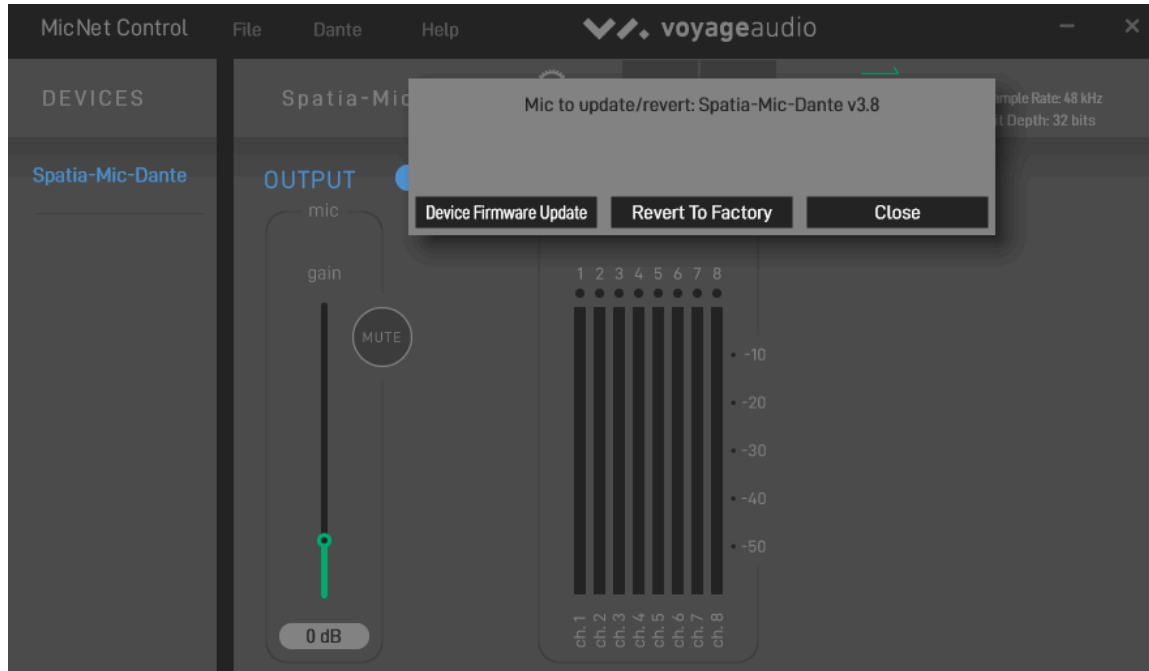


**Step 6** The application will ask you to confirm you want to update the mics firmware. Select the **Click to Update** button and the update will begin and will show the progress.

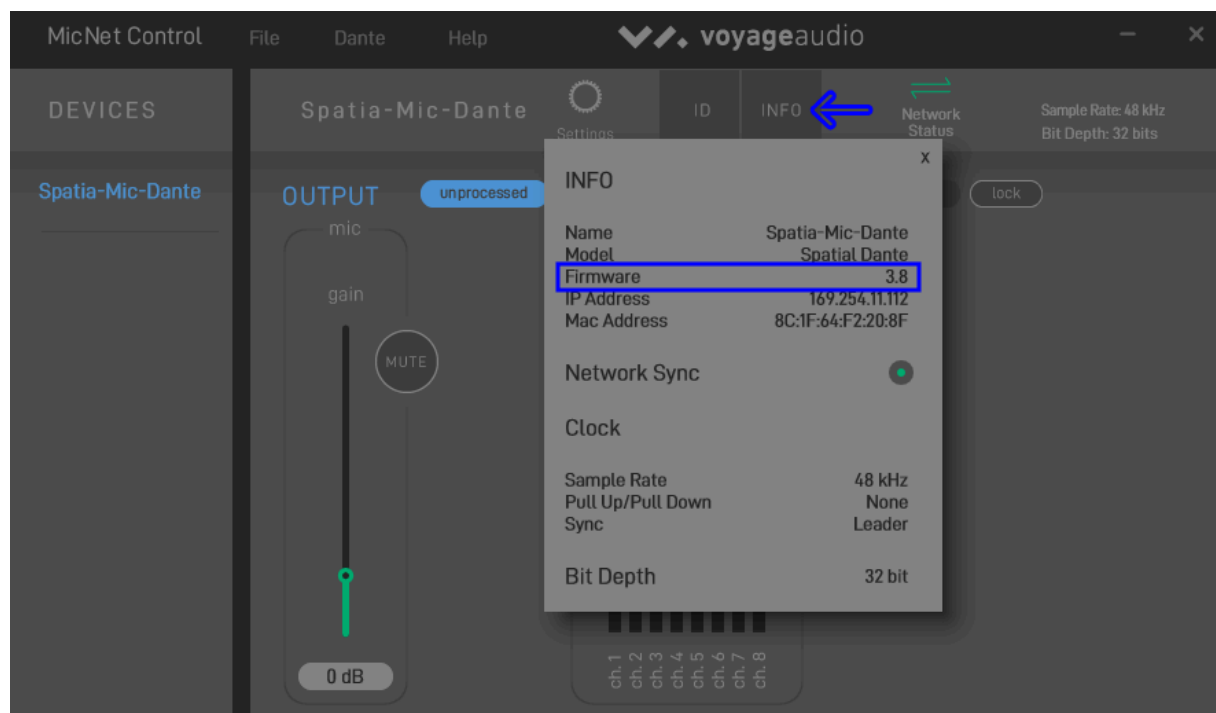


### Step 7

After the process is complete the popup window will return to show the original three options and the new firmware version. You can click the **Close** button and return to using your Spatial Mic Dante.



To confirm the firmware was successfully loaded you can click on the info icon and see that the firmware has been updated to the latest version.



If you have any trouble with the update process, please reach out to Voyage Audio at [info@voyage.audio](mailto:info@voyage.audio).